

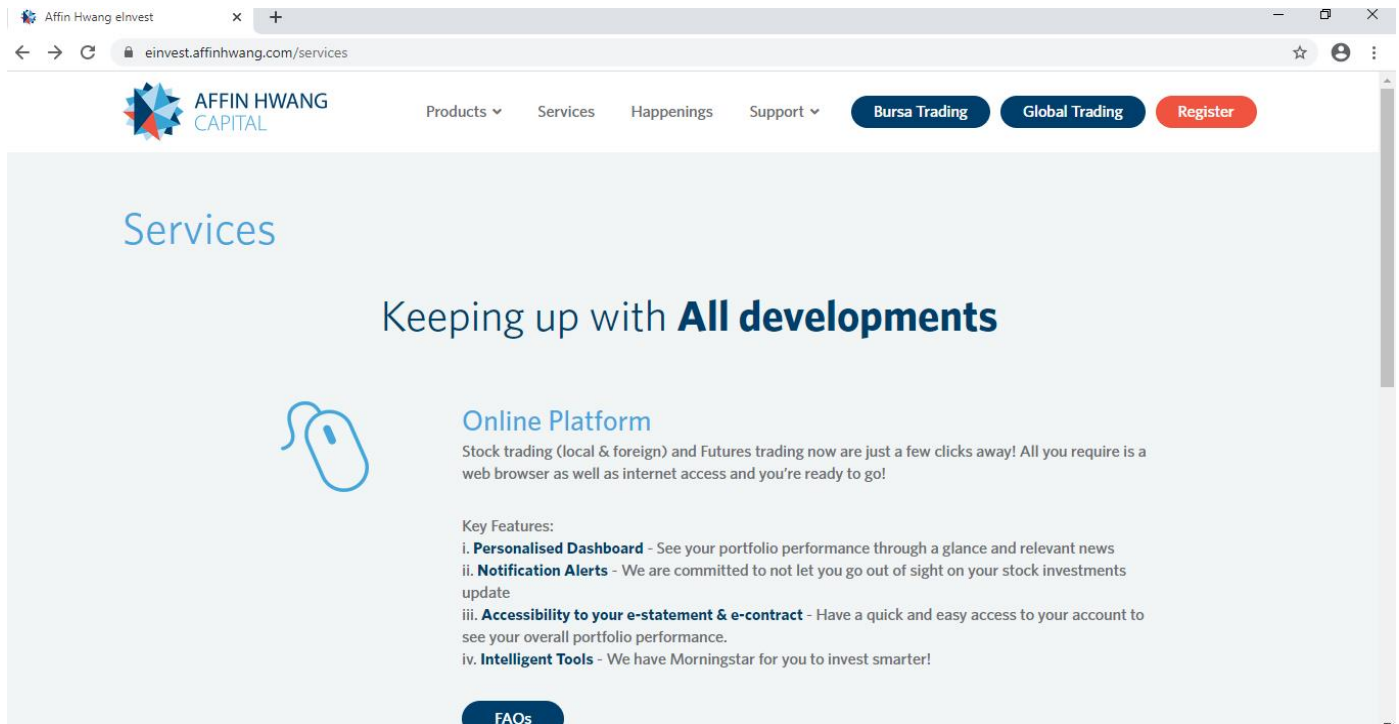
eInvest Registration Guide

Version 1 : August 2020

Please follow the steps below to register online for eInvest Login ID:

STEP 1

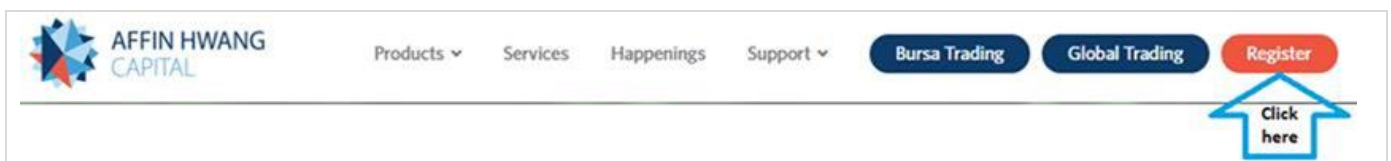
Go to <https://einvest.affinhwang.com>



The screenshot shows the eInvest website's 'Services' page. The header includes the Affin Hwang Capital logo and navigation links for Products, Services, Happenings, and Support. There are three buttons: 'Bursa Trading', 'Global Trading', and 'Register'. The main content area is titled 'Services' and 'Keeping up with All developments'. It features a mouse icon and a section for 'Online Platform' which describes stock and futures trading. Below this, 'Key Features' are listed: Personalised Dashboard, Notification Alerts, Accessibility to your e-statement & e-contract, and Intelligent Tools. An 'FAQs' button is at the bottom.

STEP 2

Select menu **Register** --> eInvest ID Registration [First Time eInvest Login]



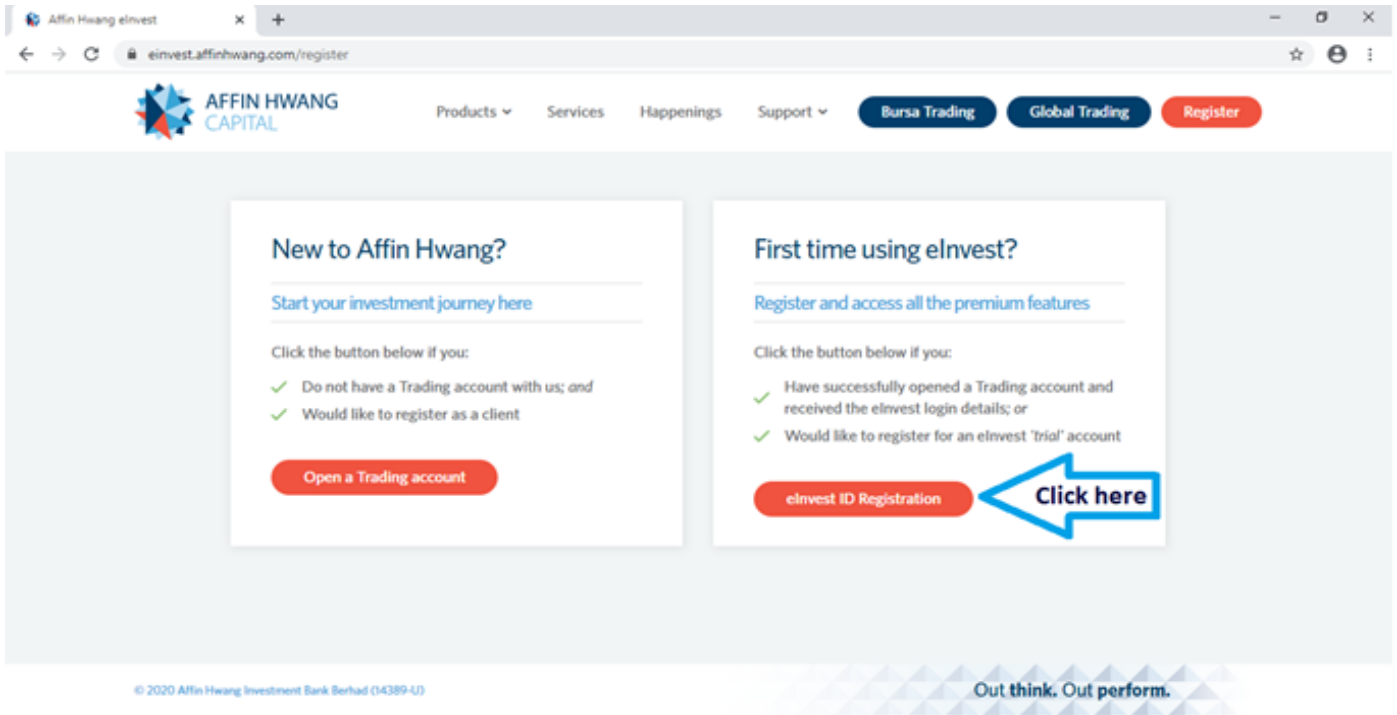
This image is a close-up of the website's navigation bar. It shows the Affin Hwang Capital logo, navigation links for Products, Services, Happenings, and Support, and three buttons: 'Bursa Trading', 'Global Trading', and 'Register'. A blue arrow points to the 'Register' button with the text 'Click here' inside it.

eInvest Registration Guide

Version 1 : August 2020

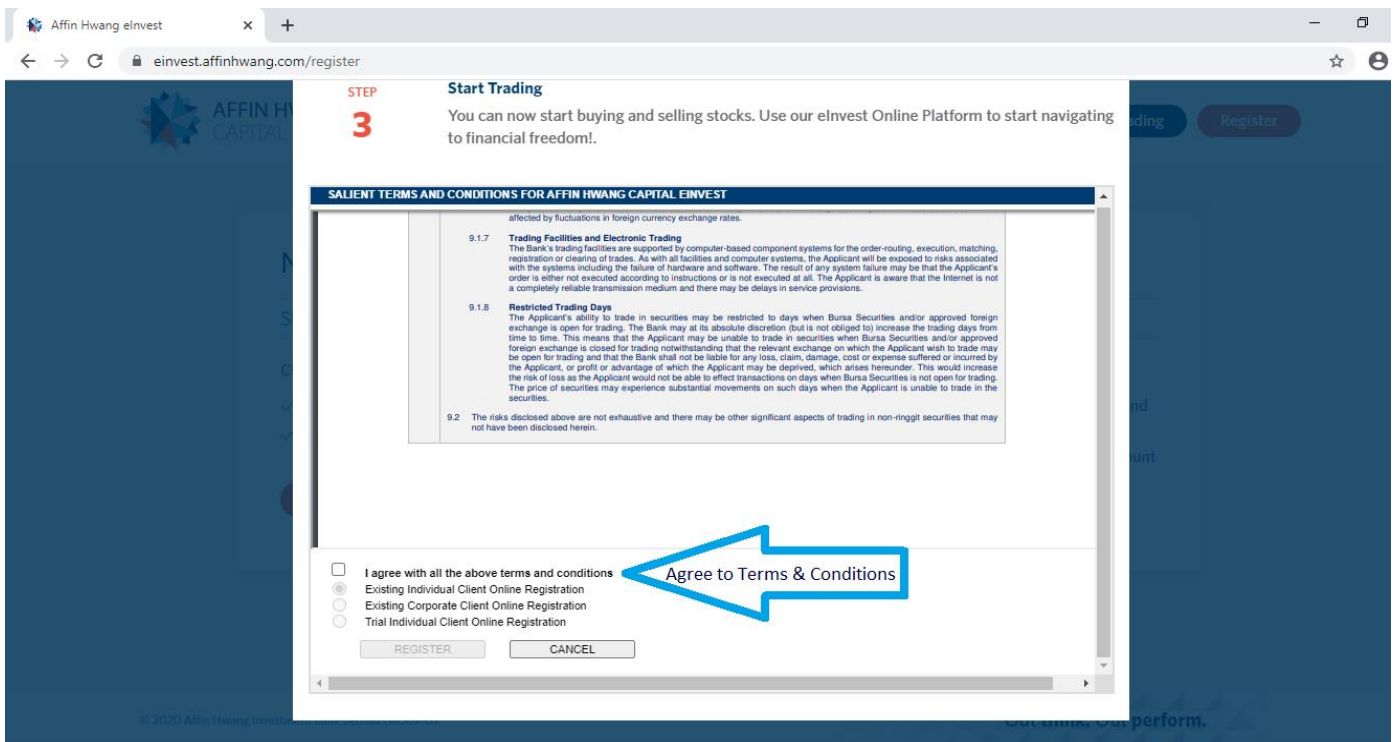
STEP 3

Click eInvest ID Registration



STEP 4

Read through and Agree to the Terms & Conditions

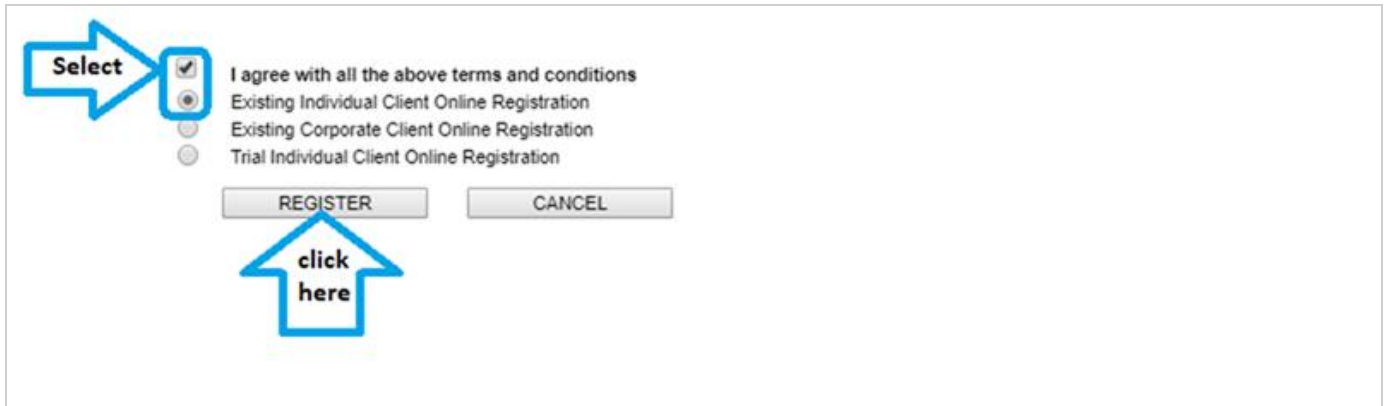


eInvest Registration Guide

Version 1 : August 2020

STEP 5

Select **Existing Individual Client Online Registration** and click **REGISTER** or



I agree with all the above terms and conditions

Existing Individual Client Online Registration

Existing Corporate Client Online Registration

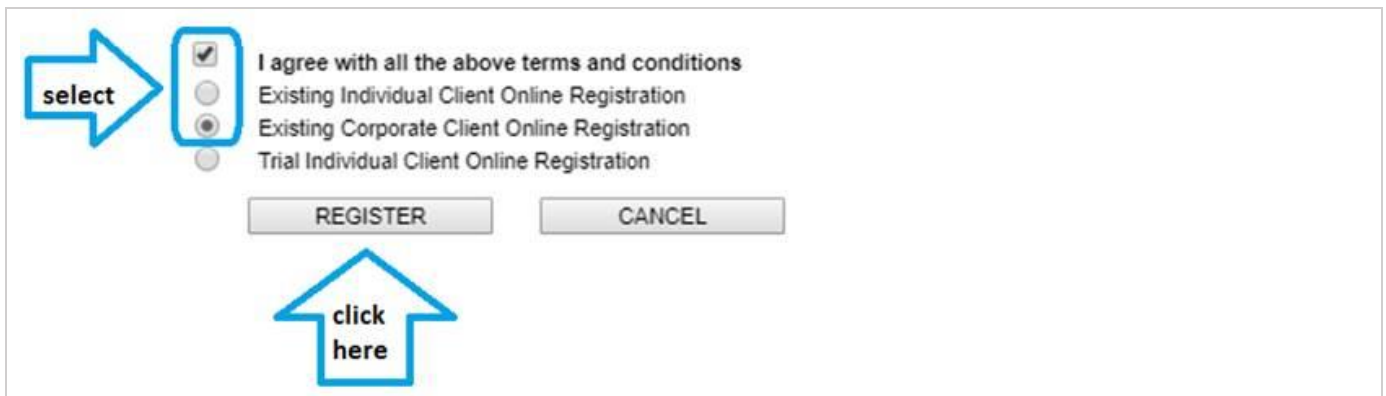
Trial Individual Client Online Registration

REGISTER CANCEL

click here

STEP 5A

Select **Existing Corporate Client Online Registration** and click **REGISTER**



I agree with all the above terms and conditions

Existing Individual Client Online Registration

Existing Corporate Client Online Registration

Trial Individual Client Online Registration

REGISTER CANCEL

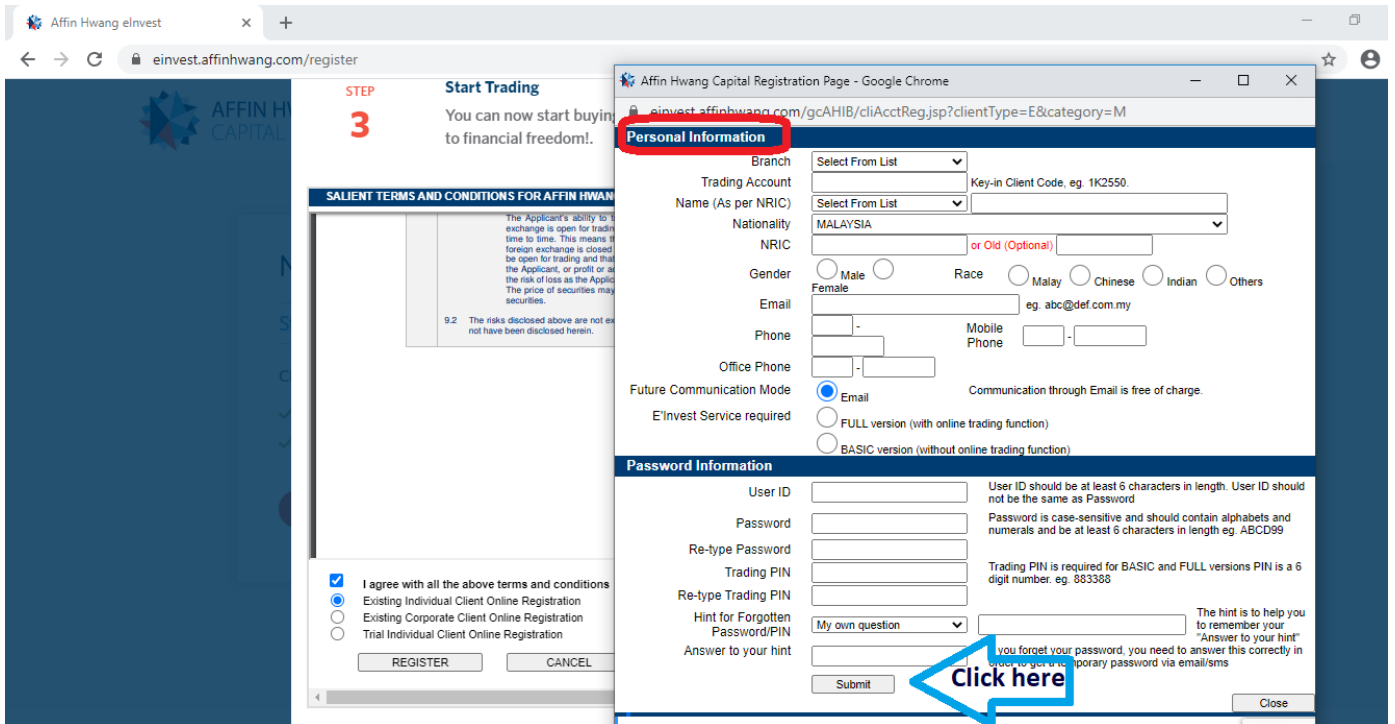
click here

eInvest Registration Guide

Version 1 : August 2020

STEP 6

Complete the **Individual Client** online form and click submit or



STEP 3 Start Trading
You can now start buying to financial freedom!

SALIENT TERMS AND CONDITIONS FOR AFFIN HWANG

Personal Information

Branch: Select From List
 Trading Account: [] Key-in Client Code, eg. 1K2550
 Name (As per NRIC): Select From List
 Nationality: MALAYSIA
 NRIC: [] or Old (Optional)
 Gender: Male Female
 Race: Malay Chinese Indian Others
 Email: [] eg. abc@def.com.my
 Phone: []- [] Mobile Phone: []- []
 Office Phone: []- []
 Future Communication Mode: Email (Communication through Email is free of charge.)
 E'Invest Service required: FULL version (with online trading function) BASIC version (without online trading function)

Password Information

User ID: [] (User ID should be at least 6 characters in length. User ID should not be the same as Password)
 Password: [] (Password is case-sensitive and should contain alphabets and numerals and be at least 6 characters in length eg. ABCD99)
 Re-type Password: []
 Trading PIN: [] (Trading PIN is required for BASIC and FULL versions PIN is a 6 digit number, eg. 883388)
 Re-type Trading PIN: []
 Hint for Forgotten Password/PIN: My own question [] (The hint is to help you to remember your "Answer to your hint")
 Answer to your hint: [] (If you forget your password, you need to answer this correctly in order to get a temporary password via email/sms)

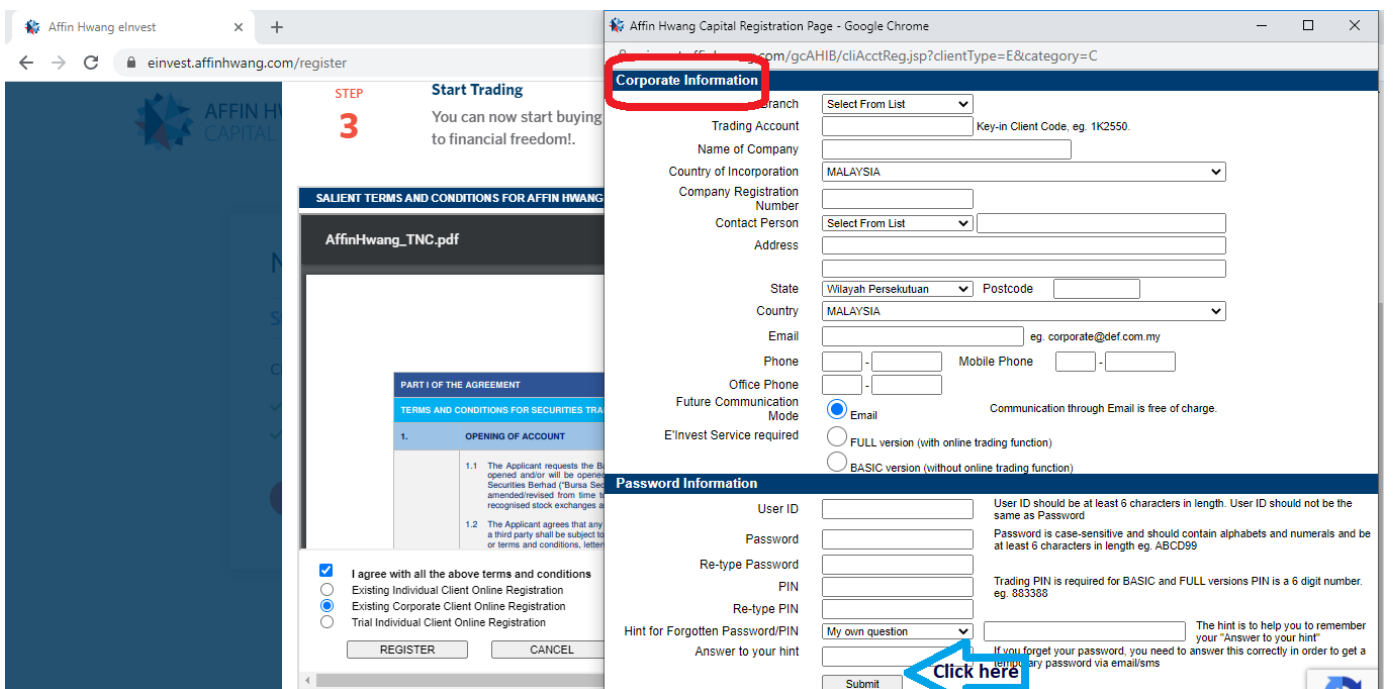
I agree with all the above terms and conditions
 Existing Individual Client Online Registration
 Existing Corporate Client Online Registration
 Trial Individual Client Online Registration

REGISTER **CANCEL**

Click here

STEP 6A

Complete the **Corporate Client** online form and click submit.



STEP 3 Start Trading
You can now start buying to financial freedom!

SALIENT TERMS AND CONDITIONS FOR AFFIN HWANG

Corporate Information

Branch: Select From List
 Trading Account: [] Key-in Client Code, eg. 1K2550
 Name of Company: []
 Country of Incorporation: MALAYSIA
 Company Registration Number: []
 Contact Person: Select From List []
 Address: []
 State: Wilayah Persekutuan Postcode: []
 Country: MALAYSIA
 Email: [] eg. corporate@def.com.my
 Phone: []- [] Mobile Phone: []- []
 Office Phone: []- []
 Future Communication Mode: Email (Communication through Email is free of charge.)
 E'Invest Service required: FULL version (with online trading function) BASIC version (without online trading function)

Password Information

User ID: [] (User ID should be at least 6 characters in length. User ID should not be the same as Password)
 Password: [] (Password is case-sensitive and should contain alphabets and numerals and be at least 6 characters in length eg. ABCD99)
 Re-type Password: []
 PIN: [] (Trading PIN is required for BASIC and FULL versions PIN is a 6 digit number, eg. 883388)
 Re-type PIN: []
 Hint for Forgotten Password/PIN: My own question [] (The hint is to help you to remember your "Answer to your hint")
 Answer to your hint: [] (If you forget your password, you need to answer this correctly in order to get a temporary password via email/sms)

I agree with all the above terms and conditions
 Existing Individual Client Online Registration
 Existing Corporate Client Online Registration
 Trial Individual Client Online Registration

REGISTER **CANCEL**

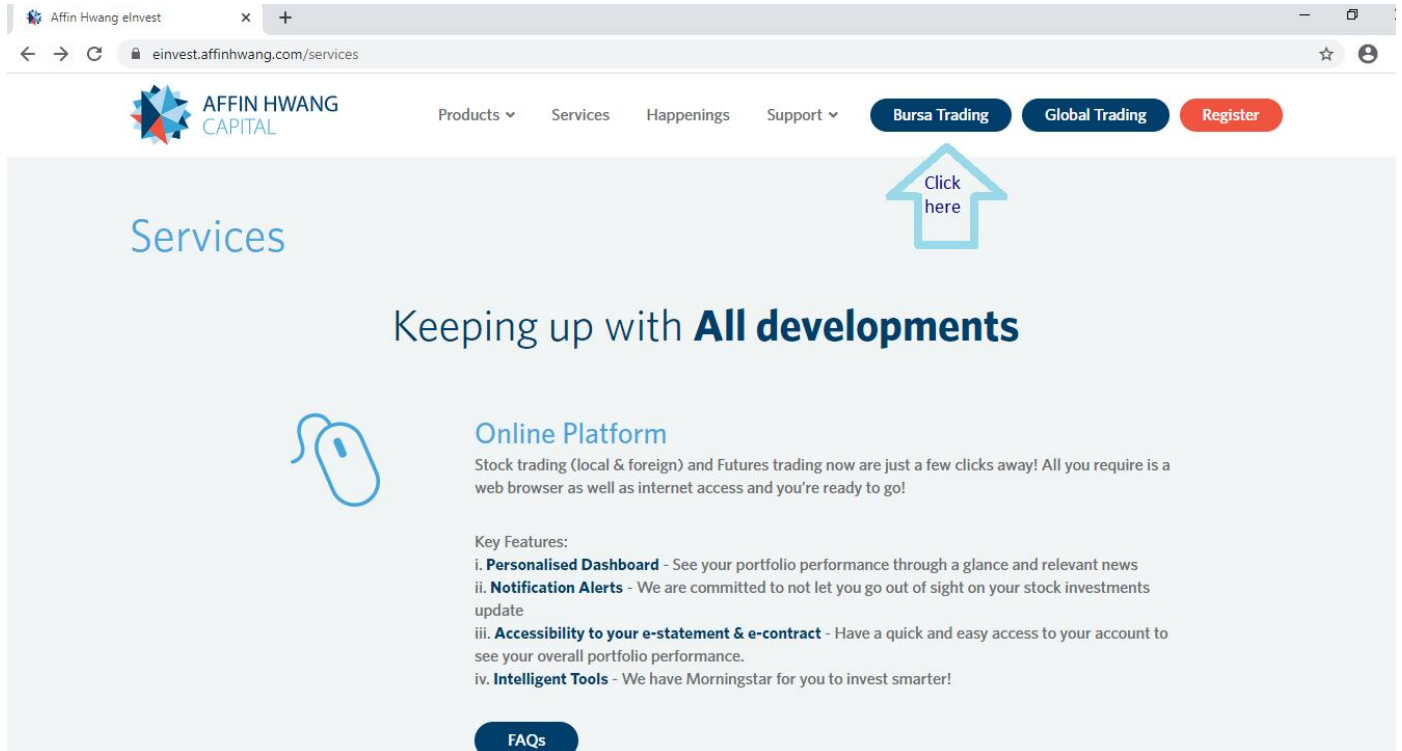
Click here

eInvest Registration Guide

Version 1 : August 2020

STEP 7

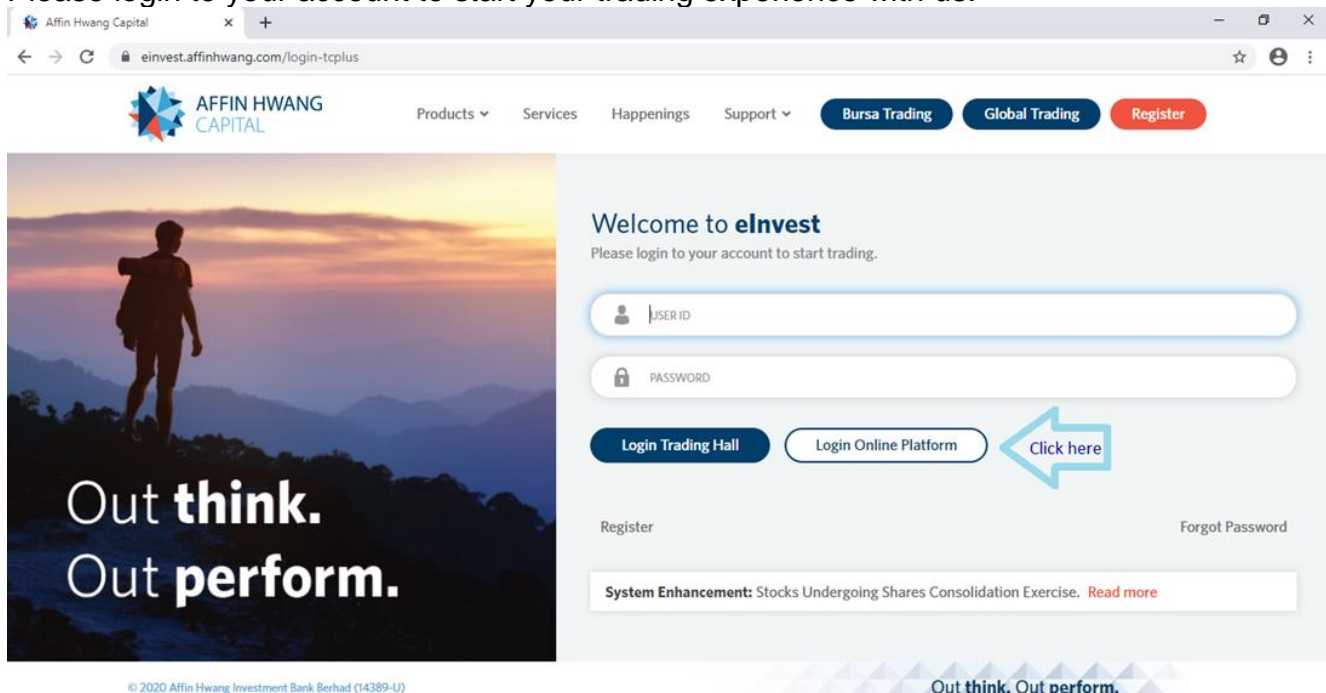
You will receive an e-mail to validate the login created. Click at the link to validate. Once it is validated, please login to <https://einvest.affinhwang.com/>



The screenshot shows the 'Services' page on the eInvest website. The navigation bar includes 'Products', 'Services', 'Happenings', 'Support', 'Bursa Trading', 'Global Trading', and 'Register'. The main heading is 'Services' with a sub-heading 'Keeping up with All developments'. A blue mouse cursor icon is positioned over the 'Online Platform' section, with a callout box saying 'Click here'. The 'Online Platform' section describes stock and futures trading and lists key features: Personalised Dashboard, Notification Alerts, Accessibility to e-statement & e-contract, and Intelligent Tools. A 'FAQs' button is located at the bottom of the section.

STEP 8

Please login to your account to start your trading experience with us.



The screenshot shows the login page on the eInvest website. The navigation bar is the same as in Step 7. The main heading is 'Welcome to eInvest' with the instruction 'Please login to your account to start trading.' There are two input fields for 'USER ID' and 'PASSWORD'. Below the fields are two buttons: 'Login Trading Hall' and 'Login Online Platform'. A blue arrow callout points to the 'Login Online Platform' button with the text 'Click here'. There are also links for 'Register' and 'Forgot Password'. A system enhancement notice is displayed at the bottom: 'System Enhancement: Stocks Undergoing Shares Consolidation Exercise. Read more'. The footer includes the copyright notice '© 2020 Affin Hwang Investment Bank Berhad (14389-U)' and the slogan 'Out think. Out perform.'